



# **Digital Economy and Society Index (DESI) 2020**

**Norway**

---

## About the DESI

---

*The European Commission has been monitoring Member States' digital progress through the Digital Economy and Society Index (DESI) reports since 2014. The DESI reports include both country profiles and thematic chapters. In addition, an in-depth telecoms chapter is annexed to the reports for each Member State.*

*The DESI country reports combine quantitative evidence from the DESI indicators across the five dimensions of the index with country-specific policy insights and best practices.*

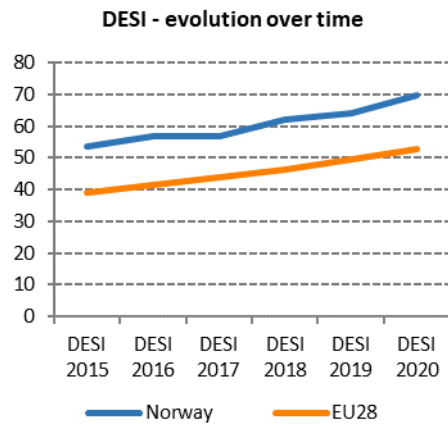
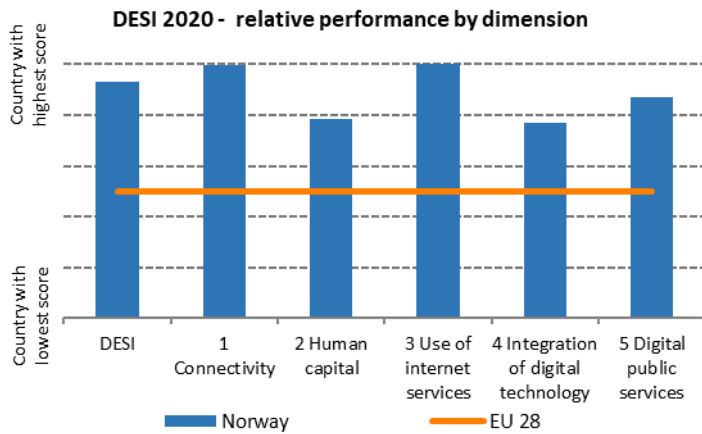
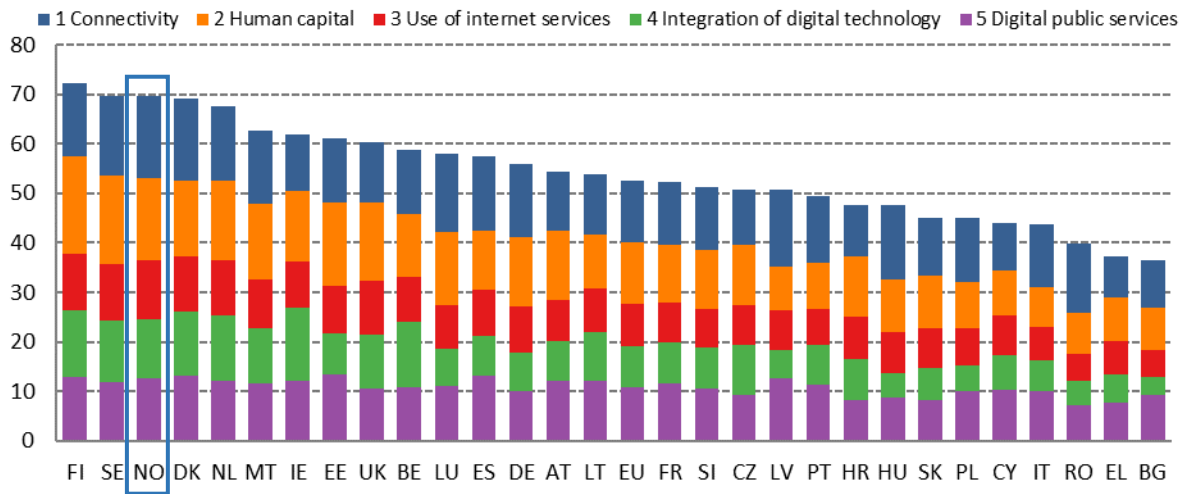
*As regards the thematic chapters, the DESI 2020 report includes a European-level analysis of broadband connectivity, digital skills, use of the internet, digitisation of businesses, digital public services, emerging technologies, cyber security, the ICT sector and its R&D spending and Member States' use of Horizon 2020 funds.*

*To improve the methodology of the index and take account of the latest technological developments, a number of changes were made to the 2020 edition of DESI, which now includes Fixed very high capacity network (VHCN) coverage. The DESI was re-calculated for all countries for previous years to reflect the changes in the choice of indicators and corrections made to the underlying data. Country scores and rankings may thus have changed compared with previous publications. As the figures refer to 2019, the United Kingdom is still included in the 2020 DESI, and EU averages are calculated for 28 Member States. For further information, please consult the DESI website: <https://ec.europa.eu/digital-single-market/en/desi>.*

# Overview

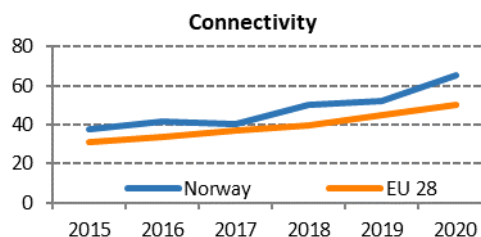
	Norway		EU
	rank	score	score
<b>DESI 2020</b>	<b>NA</b>	<b>69.5</b>	<b>52.6</b>
DESI 2019	NA	64.2	49.4
DESI 2018	NA	61.9	46.5

**Digital Economy and Society Index (DESI) 2020 ranking**



# 1 Connectivity

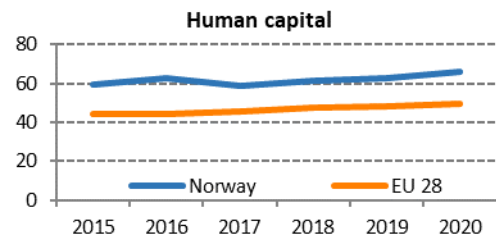
1 Connectivity	Norway		EU
	rank	score	score
<b>DESI 2020</b>	<b>NA</b>	<b>65.8</b>	<b>50.1</b>
DESI 2019	NA	52.4	44.7
DESI 2018	NA	50.4	39.9



	DESI 2018	Norway	DESI 2020	EU
	value	DESI 2019	value	DESI 2020
		value		value
<b>1a1 Overall fixed broadband take-up</b> % households	<b>90%</b> 2017	<b>89%</b> 2018	<b>93%</b> 2019	<b>78%</b> 2019
<b>1a2 At least 100 Mbps fixed broadband take-up</b> % households	<b>21%</b> 2017	<b>30%</b> 2018	<b>39%</b> 2019	<b>26%</b> 2019
<b>1b1 Fast broadband (NGA) coverage</b> % households	<b>86%</b> 2017	<b>83%</b> 2018	<b>89%</b> 2019	<b>86%</b> 2019
<b>1b2 Fixed Very High Capacity Network (VHCN) coverage</b> % households	<b>52%</b> 2017	<b>59%</b> 2018	<b>71%</b> 2019	<b>44%</b> 2019
<b>1c1 4G coverage</b> % households (average of operators)	<b>100%</b> 2017	<b>100%</b> 2018	<b>100%</b> 2019	<b>96%</b> 2019
<b>1c2 Mobile broadband take-up</b> Subscriptions per 100 people	<b>98</b> 2017	<b>99</b> 2018	<b>103</b> 2019	<b>100</b> 2019
<b>1c3 5G readiness</b> Assigned spectrum as a % of total harmonised 5G spectrum	<b>NA</b>	<b>NA</b> 2019	<b>49%</b> 2020	<b>21%</b> 2020
<b>1d1 Broadband price index</b> Score (0 to 100)	<b>NA</b>	<b>NA</b>	<b>NA</b> 2019	<b>64</b> 2019

## 2 Human capital

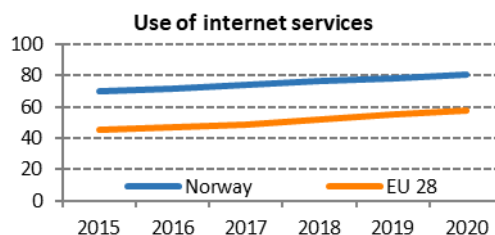
2 Human capital	Norway		EU
	rank	score	score
<b>DESI 2020</b>	<b>NA</b>	<b>65.9</b>	<b>49.3</b>
DESI 2019	NA	63.0	47.9
DESI 2018	NA	61.5	47.6



	Norway			EU
	DESI 2018 value	DESI 2019 value	DESI 2020 value	DESI 2020 value
<b>2a1 At least basic digital skills</b> % individuals	<b>77%</b> 2017	<b>77%</b> 2017	<b>83%</b> 2019	<b>58%</b> 2019
<b>2a2 Above basic digital skills</b> % individuals	<b>51%</b> 2017	<b>51%</b> 2017	<b>51%</b> 2019	<b>33%</b> 2019
<b>2a3 At least basic software skills</b> % individuals	<b>78%</b> 2017	<b>78%</b> 2017	<b>83%</b> 2019	<b>61%</b> 2019
<b>2b1 ICT specialists</b> % total employment	<b>4.3%</b> 2016	<b>4.6%</b> 2017	<b>4.6%</b> 2018	<b>3.9%</b> 2018
<b>2b2 Female ICT specialists</b> % female employment	<b>1.8%</b> 2016	<b>1.9%</b> 2017	<b>2.0%</b> 2018	<b>1.4%</b> 2018
<b>2b3 ICT graduates</b> % graduates	<b>3.1%</b> 2015	<b>3.2%</b> 2016	<b>3.7%</b> 2017	<b>3.6%</b> 2017

### 3 Use of internet services

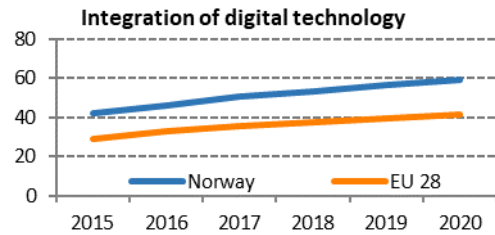
3 Use of internet services	Norway		EU
	rank	score	score
<b>DESI 2020</b>	<b>NA</b>	<b>80.6</b>	<b>58.0</b>
DESI 2019	NA	78.0	55.0
DESI 2018	NA	76.6	51.8



	DESI 2018	Norway	DESI 2020	EU
	value	DESI 2019	value	DESI 2020
	2017	value	2019	value
<b>3a1 People who have never used the internet</b>	<b>1%</b>	<b>1%</b>	<b>1%</b>	<b>9%</b>
% individuals	2017	2018	2019	2019
<b>3a2 Internet users</b>	<b>96%</b>	<b>97%</b>	<b>98%</b>	<b>85%</b>
% individuals	2017	2018	2019	2019
<b>3b1 News</b>	<b>93%</b>	<b>93%</b>	<b>93%</b>	<b>72%</b>
% internet users	2017	2017	2019	2019
<b>3b2 Music, videos and games</b>	<b>89%</b>	<b>90%</b>	<b>90%</b>	<b>81%</b>
% internet users	2016	2018	2018	2018
<b>3b3 Video on demand</b>	<b>54%</b>	<b>60%</b>	<b>60%</b>	<b>31%</b>
% internet users	2016	2018	2018	2018
<b>3b4 Video calls</b>	<b>54%</b>	<b>57%</b>	<b>65%</b>	<b>60%</b>
% internet users	2017	2018	2019	2019
<b>3b5 Social networks</b>	<b>85%</b>	<b>84%</b>	<b>88%</b>	<b>65%</b>
% internet users	2017	2018	2019	2019
<b>3b6 Doing an online course</b>	<b>14%</b>	<b>14%</b>	<b>16%</b>	<b>11%</b>
% internet users	2017	2017	2019	2019
<b>3c1 Banking</b>	<b>95%</b>	<b>96%</b>	<b>97%</b>	<b>66%</b>
% internet users	2017	2018	2019	2019
<b>3c2 Shopping</b>	<b>78%</b>	<b>81%</b>	<b>83%</b>	<b>71%</b>
% internet users	2017	2018	2019	2019
<b>3c3 Selling online</b>	<b>33%</b>	<b>33%</b>	<b>34%</b>	<b>23%</b>
% internet users	2017	2018	2019	2019

## 4 Integration of digital technology

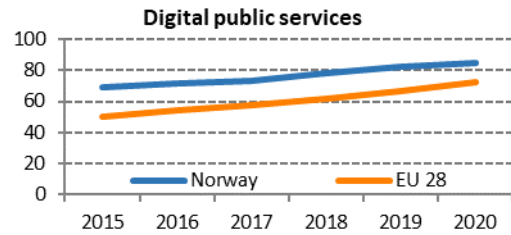
4 Integration of digital technology	Norway		EU
	rank	score	score
<b>DESI 2020</b>	<b>NA</b>	<b>59.0</b>	<b>41.4</b>
DESI 2019	NA	56.8	39.8
DESI 2018	NA	53.6	37.8



	Norway			EU
	DESI 2018 value	DESI 2019 value	DESI 2020 value	DESI 2020 value
<b>4a1 Electronic information sharing</b> % enterprises	<b>30%</b> 2017	<b>30%</b> 2017	<b>34%</b> 2019	<b>34%</b> 2019
<b>4a2 Social media</b> % enterprises	<b>20%</b> 2017	<b>20%</b> 2017	<b>20%</b> 2019	<b>25%</b> 2019
<b>4a3 Big data</b> % enterprises	<b>NA</b> 2016	<b>15%</b> 2018	<b>15%</b> 2018	<b>12%</b> 2018
<b>4a4 Cloud</b> % enterprises	<b>39%</b> 2017	<b>43%</b> 2018	<b>43%</b> 2018	<b>18%</b> 2018
<b>4b1 SMEs selling online</b> % SMEs	<b>28%</b> 2017	<b>27%</b> 2018	<b>26%</b> 2019	<b>18%</b> 2019
<b>4b2 e-Commerce turnover</b> % SME turnover	<b>17%</b> 2017	<b>19%</b> 2018	<b>22%</b> 2019	<b>11%</b> 2019
<b>4b3 Selling online cross-border</b> % SMEs	<b>6%</b> 2017	<b>6%</b> 2017	<b>6%</b> 2019	<b>8%</b> 2019

## 5 Digital public services

5 Digital public services	Norway		EU
	rank	score	score
<b>DESI 2020</b>	<b>NA</b>	<b>84.9</b>	<b>72.0</b>
DESI 2019	NA	81.9	67.0
DESI 2018	NA	78.1	61.8



	DESI 2018	Norway	DESI 2020	EU
	value	DESI 2019	value	DESI 2020
	2017	value	2019	value
<b>5a1 e-Government users</b> % internet users needing to submit forms	<b>90%</b>	<b>91%</b>	<b>91%</b>	<b>67%</b>
	2017	2018	2019	2019
<b>5a2 Pre-filled forms</b> Score (0 to 100)	<b>75</b>	<b>80</b>	<b>80</b>	<b>59</b>
	2017	2018	2019	2019
<b>5a3 Online service completion</b> Score (0 to 100)	<b>93</b>	<b>94</b>	<b>94</b>	<b>90</b>
	2017	2018	2019	2019
<b>5a4 Digital public services for businesses</b> Score (0 to 100) - including domestic and cross-border	<b>96</b>	<b>97</b>	<b>99</b>	<b>88</b>
	2017	2018	2019	2019
<b>5a5 Open data</b> % of maximum score	<b>NA</b>	<b>NA</b>	<b>65%</b>	<b>66%</b>
			2019	2019